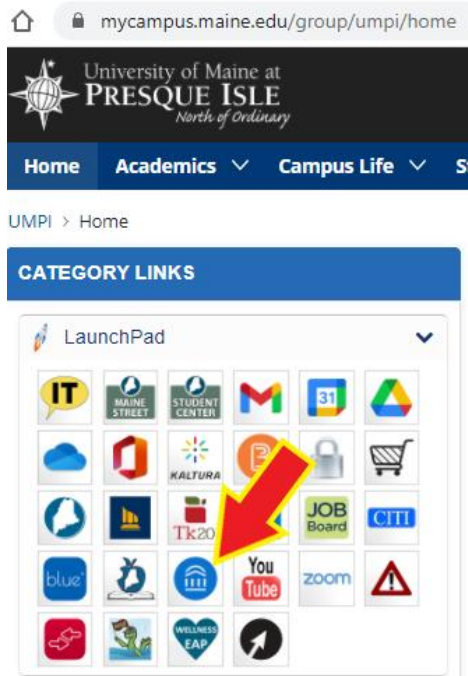



## Accessing Subject-Area Tutoring through the EAB Navigate Platform

1. EAB Navigate is available on the UMPI Portal at <http://my.umpi.edu/>



2. On your Student Home page, click "Schedule Appointment"



- Under “**New Appointment**”, you will be asked to select the *type of appointment* and *service* you are looking to schedule. Select **tutoring** for each. Then click “**Find Available Time**”.

## New Appointment

### What can we help you find?

Below, you will find available options for scheduling an appointment. If you cannot find something that you are looking for, try the other appointment options to see available options for dropping in or requesting an appointment.

\*What type of appointment would you like to schedule?

TUTORING X

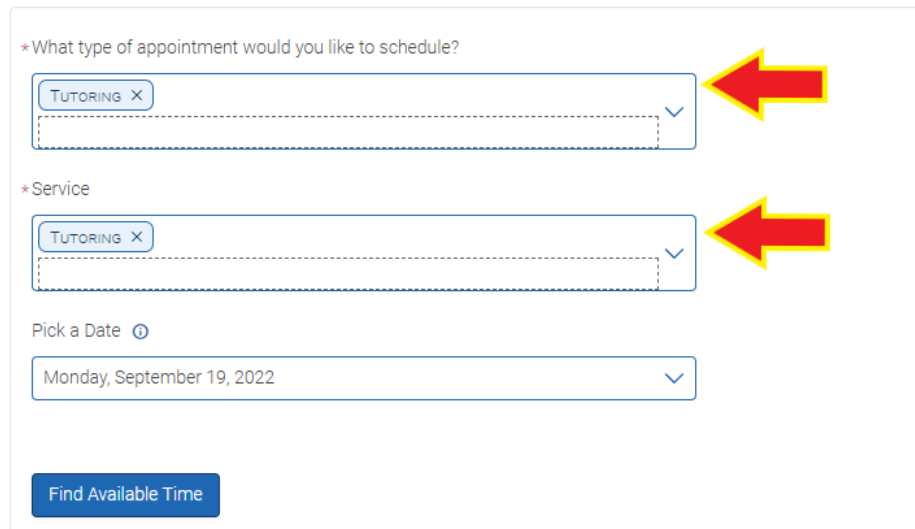
\*Service

TUTORING X

Pick a Date ⓘ

Monday, September 19, 2022

Find Available Time



- Click on the course you are looking for tutoring in.

*Note that Zoom/Virtual appointments are offered by some tutors for some courses.*

#### CIL/Library

Tutoring is offered on the main floor of the Center for Innovative Learning. Student meet and check in with their tutors. Please contact Student Support Services if you do not see an available appointment for your subject. 768-9615



3 People

1 Please select one of the courses below to see available times at this location.

[College Algebra \(I - MAT-117\)](#)

[University Experience \(I - UNV-101\)](#)

[General Biology I \(I - BIO-112\)](#)

#### ZOOM/Virtual

1 Please select one of the courses below to see available times at this location.

[College Algebra \(I - MAT-117\)](#)

- You will then be shown dates/times that tutoring is available. Select/click an appointment time that works for you. Review the details and click “**schedule**” to confirm your appointment